

# TERRATRIP DUAL SENSOR INTERFACE

Part No.T014

The DSI is designed to operate 2 Terratrip units from 1 Terratrip probe and/or to allow a signal to be taken from cars fitted with electronic speed sensors by the manufacturer. It is not intended to work from ABS sensors.

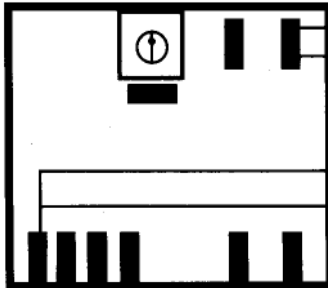
## IMPORTANT NOTES

1. It may be necessary for the small adjusting screw to be turned to make the DSI work when connected to a car manufacturers speed sensor.

2. All unused connectors **MUST** be insulated or the DSI will be damaged. No warranty claim will be considered in this instance.

3. There are two output pins - O/P1 and O/P2. O/P1 gives one pulse to the Terratrip for each input pulse to the DSI. O/P2 gives one pulse to the Terratrip for each four pulses to the DSI. Generally it is best to use O/P2 when connecting the DSI to a car manufacturers speed sensor. In all cases aim to use the output which gives a calibration number in the range 1000/5000.

### BASIC WIRING TO BE USED IN ALL APPLICATIONS

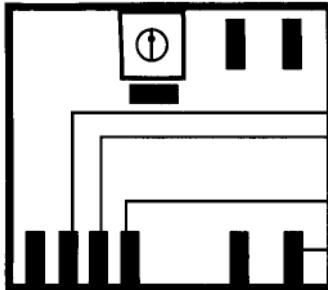


BATTERY -  
PIN 11 OF T202/T303/T404

BATTERY +  
PIN 7 OF T202/T303/T404

Colour codes changes T006/T007  
For diagrams 2 & 3. Orange=Red  
White= Blue, Black = Black

### ADDITIONAL TO BASIC WIRING WITH T005 PROBE

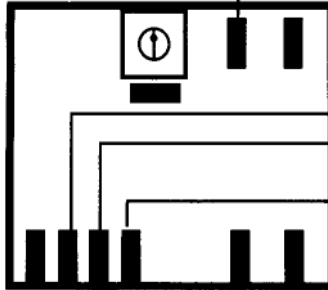


BROWN/ T005  
O/P2. PIN 2 OF SECOND T202/T303/ T404

O/P1. PIN 2 OF T202/T303/ T404

BLUE/ T005

### ADDITIONAL TO BASIC WIRING WITH T006/T007 PROBE



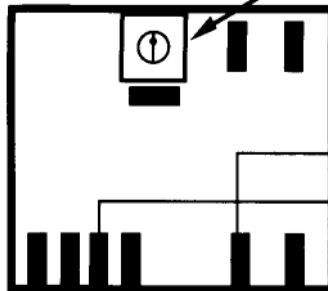
BLACK T006/ T007

ORANGE (T006/ T007)  
O/P2. PIN 2 OF SECOND T202/T303/ T404

O/P1. PIN 2 OF T202/T303/ T404

WHITE (T006/ T007)

### ADDITIONAL TO BASIC WIRING WHEN USING CAR MAKERS SPEED SENSOR (3 WIRE)

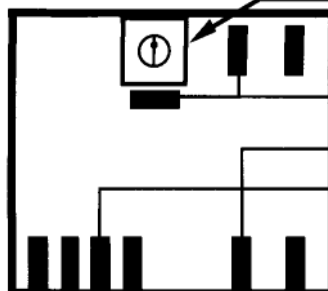


ADJUST

PULSE WIRE OF CAR MAKERS SENSOR

O/P2. PIN 2 OF T202/ T303/ T404

### ADDITIONAL TO BASIC WIRING WHEN USING CAR MAKERS SPEED SENSOR (2 WIRE)



ADJUST

LINK

PULSE WIRE OF CAR MAKERS SENSOR

O/P2. PIN 2 OF T202/T303/T404